

HOUSING APPLICATION GUIDE

This step-by-step guide is designed to help you easily navigate the housing application process and ensure you have all the information you need to join the waiting list successfully.

A waiting list is the first step in applying for a residence on campus. As dwellings become available, Campus Accommodations will offer them to students on the waiting list according to their position and preferences.

Family Housing

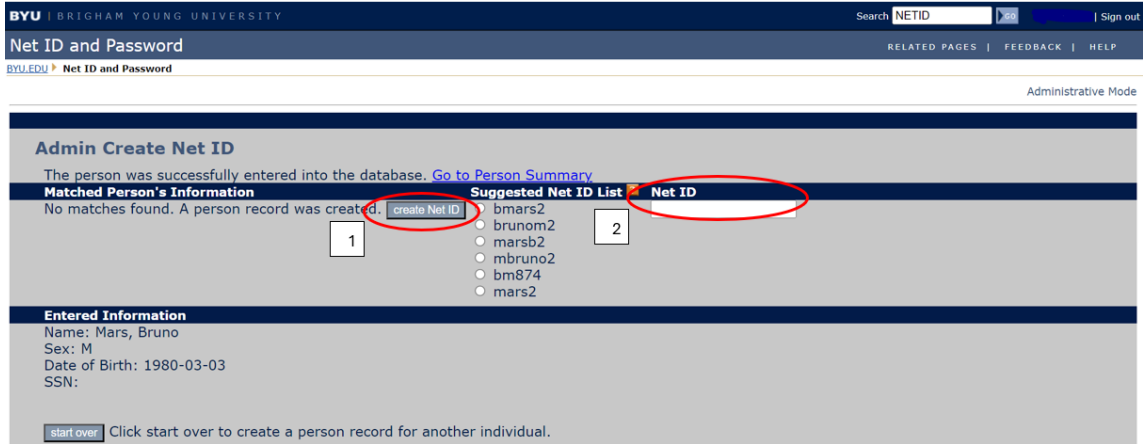
If you have dependents (spouse or children), you will need to apply for the family housing waiting list. To start the process, please follow these steps. Instructions for single students without dependents are found on page 8.

STEP ONE:

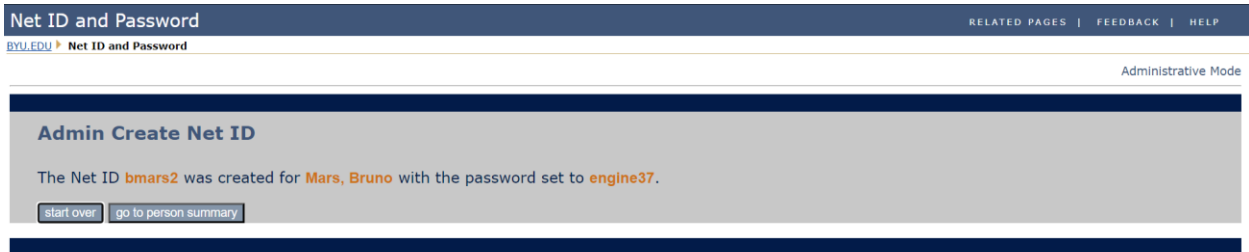
1. If you are married and you are bringing your spouse
 - a. Before beginning your application, your spouse will need a BYU NetID. You will need to create a NetID for them if they are not a student and do not have a NetID. To do so, follow this link: [NetID](#)
 - b. To create a NetID for your spouse, you will need the following information:
 - First and last name
 - Sex
 - Birthday

The screenshot shows the 'BYU Net ID Creation' form. At the top, there is a navigation bar with 'BYU | BRIGHAM YOUNG UNIVERSITY', a search bar for 'NETID', and a 'Sign out' link. Below the navigation bar, the page title is 'Net ID and Password' with links for 'RELATED PAGES', 'FEEDBACK', and 'HELP'. The main content area is titled 'Welcome to BYU Net ID Creation' and contains several input fields: 'First Name(s)', 'Middle Name(s)', 'Last Name', and 'Suffix' (with a dropdown menu set to 'none'). Below these are 'Preferred First Name', 'SSN', and 'Sex' (with radio buttons for 'Male' and 'Female'). The 'Date of Birth' section has dropdown menus for 'Month', 'Day', and 'Year'. At the bottom left, there is a 'continue' button. Red circles are drawn around the 'First Name(s)', 'Last Name', 'Sex', and 'continue' fields.

- c. After entering their information, click “Continue.” This will bring you to a new page that says, “Admin Create NetID, ” with some suggested NetID names. Select one that will be easy to remember and click “create NetID.”



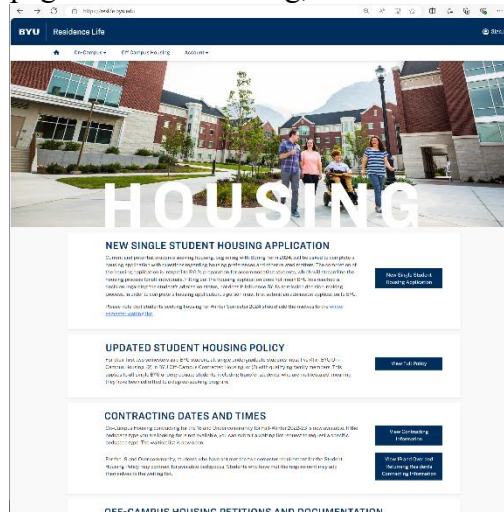
This will bring you to a new page confirming their NetID and indicate an assigned password.



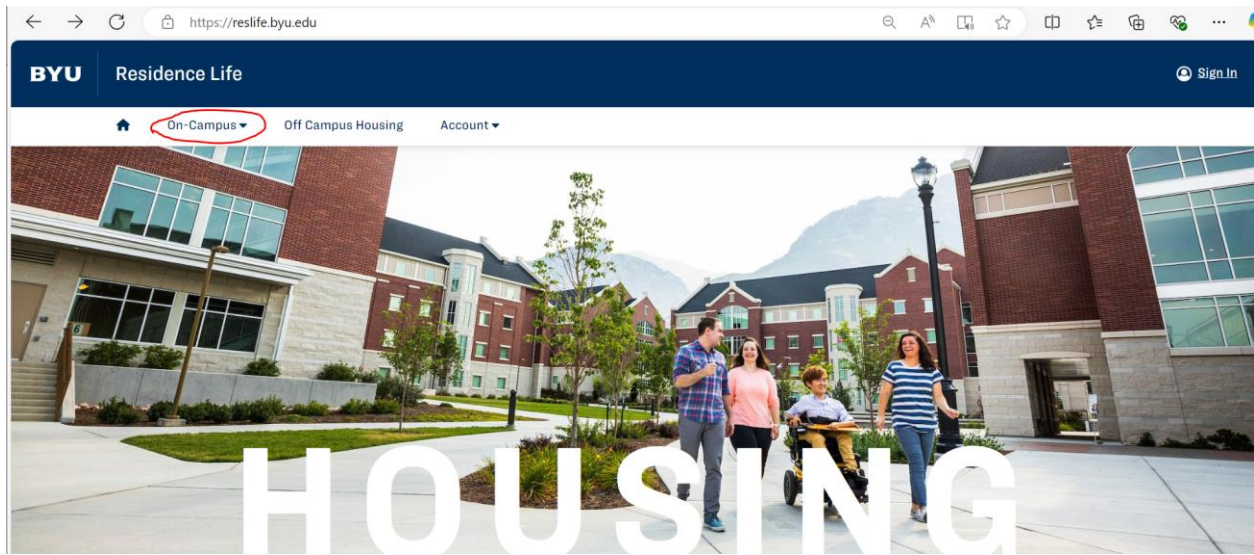
- d. Great! You've created their NetID! You're ready to begin your family housing application.

STEP TWO:

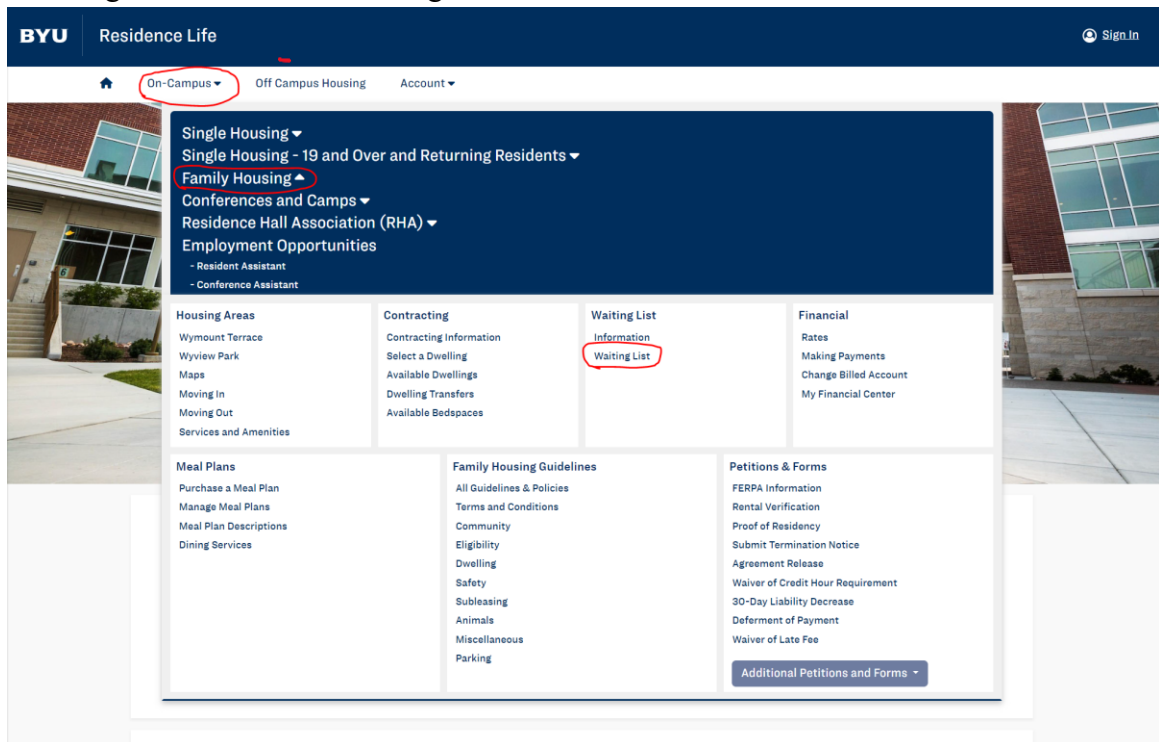
2. The housing URL is <https://reslife.byu.edu>. You can also click this link: [Housing](#). It will bring you to the home page for BYU housing, which looks like this:



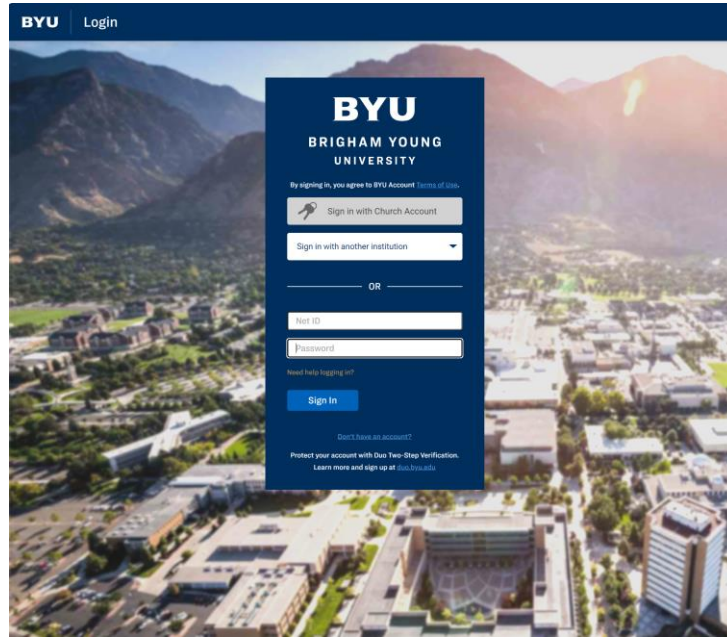
3. Click the “On-Campus” tab in the top left corner of the page:



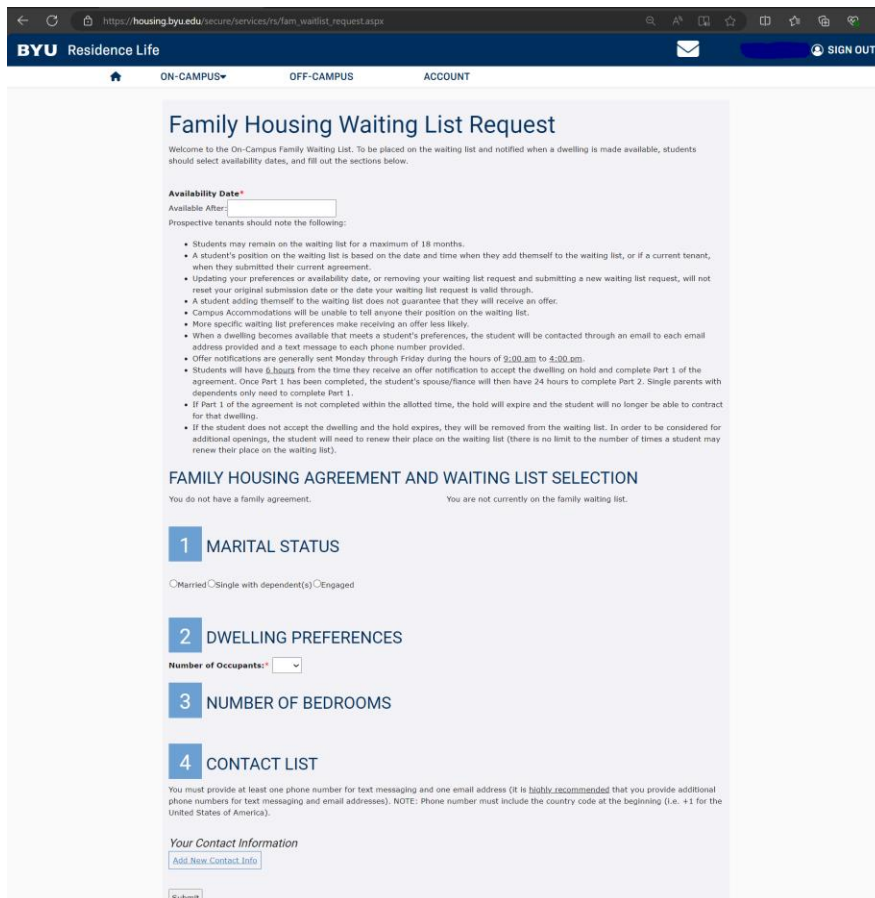
Clicking this will show a drop-down menu of various housing options. Click “Family Housing,” and this will show another drop-down menu of housing information. Click “Waiting List” under the “Waiting List” title.



4. Clicking on the “Waiting List” option will require you to sign in. To do so, you will need to enter your own BYU NetID and password and then click “Sign In”.



5. Once you’ve signed in, the “Family House Waiting List Request” page will show up:



6. To fill in this request, follow steps a – e:
 - a. First, you will enter the date you are available to move in. If you have not received your acceptance letter **OR** have not yet received your visa, enter the following dates depending on the semester you applied for:
 1. If you applied for Fall, enter the beginning of August as your availability date.
 2. If you applied for Winter, enter the beginning of December as your availability date.
 3. If you applied for Spring or Summer, please contact gsintl@byu.edu for a recommended availability date.
 - b. MARITAL STATUS:
 1. **IF YOU ARE MARRIED:** click “Married.” This will require you to input your spouse’s NetID that you created. Enter their NetID and confirm that their information is correct. Follow steps c – e.

FAMILY HOUSING AGREEMENT AND WAITING LIST SELECTION

You do not have a family agreement. You are not currently on the family waiting list.

1

MARITAL STATUS

Married Single with dependent(s) Engaged

Spouse/Fiancé(e) Net ID:

This field is required. If your spouse/fiancé does not have a Net ID, he or she must obtain one before you will be able to submit an agreement.

2

Spouse/Fiancé Information - Please review before continuing - If not accurate, you have the wrong Net ID!

First Name: Bruno

Last Name: Mars

The information about my spouse/fiancé is correct

2. **IF YOU ARE A SINGLE PARENT WITH A CHILD:** Click “Single with dependent” and follow steps c – e.
3. **IF YOU ARE ENGAGED:** Click “Engaged” and follow steps c – e.

- c. DWELLING PREFERENCES: Select the number of people in your family. This will bring up a list under “Area,” which includes a list of building names. Select “Any”.

2 DWELLING PREFERENCES

Number of Occupants:* 3

Remember, the more specific your preferences (ie. building, floor, dwelling), the *less* likely your preferences will match an opening.

Reset Selection

Area*

- Any
- Wyview Park
- Wymount Terrace

- d. NUMBER OF BEDROOMS: Click the number of rooms you want in your unit.

3 NUMBER OF BEDROOMS

Number of Bedrooms*

Select each of the dwelling sizes that you are willing to take:

- 2
- 3
- 1 w/ Study

- e. CONTACT LIST: You will “Add New Contact Info” and add a phone number **and** an email address. Click “Save New Contact” after entering your phone number and email address. Lastly, click “Submit” at the bottom of the page.

4 CONTACT LIST

You must provide at least one phone number for text messaging and one email address (it is highly recommended that you provide additional phone numbers for text messaging and email addresses). NOTE: Phone number must include the country code at the beginning (i.e. +1 for the United States of America).

Your Contact Information

[Add New Contact Info](#)

Contact Type:

- Text Message
- Email

Phone Number: +1 8015551234

[Save New Contact](#)

Submit

After clicking “Submit,” a new page will appear, asking you to review all the information and ensure it’s correct. If all is correct, click “Confirm” at the bottom of the page.

ON-CAMPUS OFF-CAMPUS ACCOUNT

Family Housing Waiting List Request

Welcome to the On-Campus Family Waiting List. To be placed on the waiting list and notified when a dwelling is made available, students should select availability dates, and fill out the sections below.

Availability Date*
Available After: 05/21/2025

You are not finished yet!
Please review the following information and confirm your request.

FAMILY HOUSING AGREEMENT AND WAITING LIST SELECTION

You do not have a family agreement.

Your Family Waiting List selection is:

- Area: Any
- Building: Any
- Floor: Any
- Dwelling: Any
- Number of Bedrooms: 2, 3, 1 w/ Study
- Availability Date: 05/21/2025
- Original Submission Date:
- Waiting List Valid Through:

If you would like to remove this request from the waiting list, [click here.](#)

Your Contact Information
[Add New Contact Info](#)

NET_ID	CONTACT_TYPE	VALUE
Edit Delete	Text Message	<input type="text"/>
Edit Delete	Email	<input type="text"/>

Please recall the following regarding the waiting list:

- You may remain on the waiting list for a maximum of 18 months.
- Your position on the waiting list is based on the date and time when you sign up for housing or add yourself to the waiting list.
- Updating your preferences or availability date, or removing your waiting list request and submitting a new waiting list request, will not reset your original submission date or the date your waiting list request is valid through.
- Adding yourself to the waiting list does not guarantee that you will receive a dwelling in On-Campus Housing.
- Campus Accommodations will be unable to tell you your position on the waiting list.
- The more specific your waiting list preferences, the less likely your preferences will match an opening.
- When a dwelling that fits your preferences becomes available, an email/text message will be sent to each email address/phone number you provide.
- Notification of openings will be sent Monday through Friday during the hours of 9:00 am to 4:00 pm.
- You will have 8 hours from the time you receive notification of an opening to accept a dwelling on hold and complete Part 1 of the agreement.
- If you do not complete Part 1 of the agreement within the allotted time, the hold will expire and you will no longer be able to contract for that apartment.
- If you do not accept a dwelling and the hold expires, you will be removed from the waiting list. In order to be considered for additional openings you will need to renew your place on the waiting list (there is no limit to the number of times you may renew your place on the waiting list).

[Confirm](#) [Cancel](#)

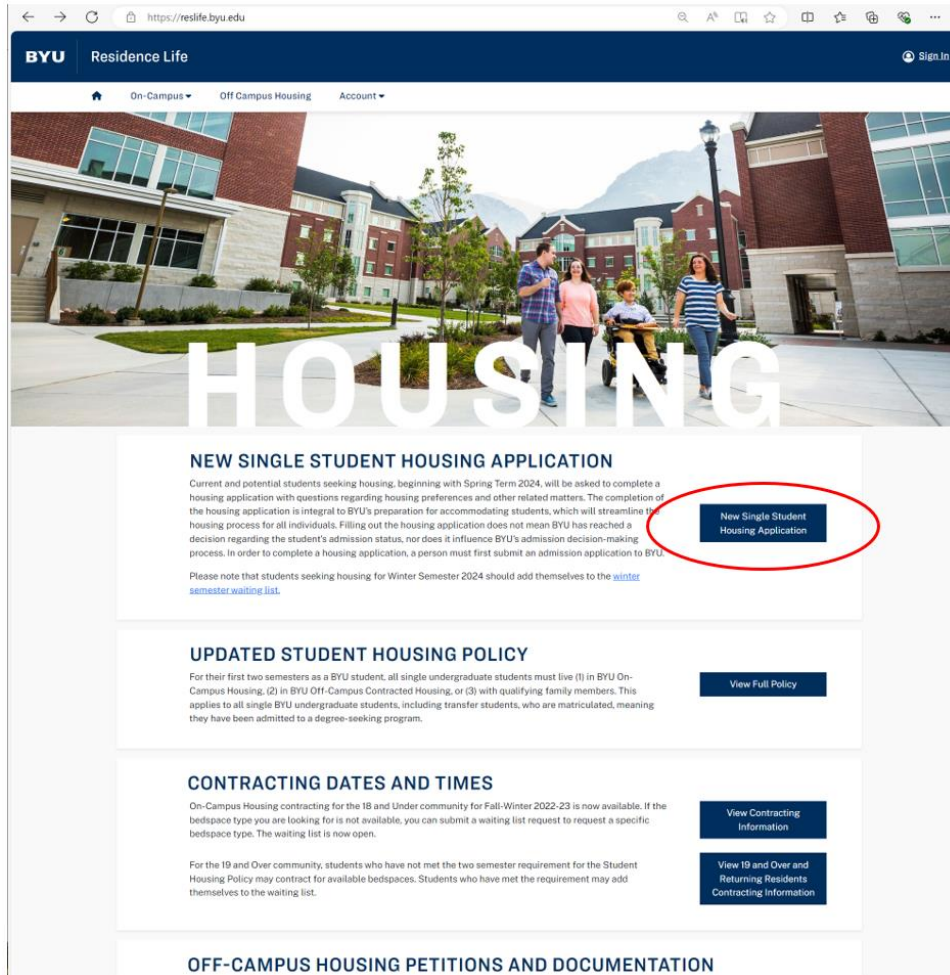
When you “Confirm,” a small window will appear at the top of your screen confirming your request. You will also receive an email confirming your waiting list request. All done!

****Please note:** If you do not receive an email confirming your request, double-check your contact information and ensure your email was typed correctly. For further technical assistance, contact BYU Residence Life through this link: [BYU Housing](#).

Single Student Housing

If you are single with no children, you will use the “New Single Student Housing Application” waiting list. To apply, follow these steps:

1. Search for <https://reslife.byu.edu> or click this link: [Housing](#). This link will bring up the housing home page. Click “New Single Student,” which is circled in the picture below.



2. Clicking on this will require you to sign in. To do this, enter your BYU NetID and password and click “Sign In.”



3. There will be a range of semesters on the “On-Campus Housing Application” page. Click the one date range you plan to be in attendance on campus and then click “Apply for Housing.”

BYU Student Housing Policy

For their first two semesters as a BYU student, all single undergraduate students must live (1) in BYU On-Campus Housing, (2) in BYU Off Campus Contracted Housing, or (3) with qualifying family members.

All individuals seeking single student On-Campus Housing are invited to fill out a housing application below for the desired agreement period. On-Campus Housing options include room-and-board residence halls and apartment-style living for men and women.

For more information regarding Off-Campus Contracted Housing, Living with Qualifying Family Members, or Off-Campus Community Housing, please select the appropriate option below.

Off-Campus Contracted Housing

Living With Qualifying Family Member

Off-Campus Community

On-Campus Housing Application

Please note: Crucial housing information will be posted on the housing applicant's [message board](#) with email notifications sent to the following email: fergusonjemima@yahoo.com

Fall-Winter 2024-25

August 28, 2024 - April 26, 2025

Winter 2025

January 06, 2025 - April 26, 2025

Spring 2025

April 26, 2025 - June 21, 2025

Summer 2025

June 21, 2025 - August 15, 2025

Fall-Winter 2025-26

August 27, 2025 - April 25, 2026

FALL-WINTER 2025-26

August 27, 2025 - April 25, 2026

Apply for Housing

Winter 2026

Clicking on “Apply for Housing” will bring up a new page (see example below):

On-Campus ▾ Off Campus Housing Account ▾

Housing Application for Fall-Winter 2025-26

You must be admitted to and eligible to enroll in classes at BYU prior to being able to select a bedspace. Admitted BYU students will receive a message on the housing message board with a contracting date and time.

X	Step 1: Contact Information	▾
X	Step 2: Housing Preferences	▾
X	Step 3: Personal Interests	▾
X	Step 4: FERPA - Information Release	▾
X	Step 5: Vehicle Information	▾
X	Step 6: Preferred Roommate (Optional)	▾

1

Would you like to be added to the waiting list?

Students who cannot secure their preferred bedspace during the contracting process, can join the waiting list by selecting 'yes' below. If a bedspace becomes available, your housing preferences, as specified above, will be considered to offer you a bedspace closely aligned with your preferences.

Yes No

By checking this box, I acknowledge that completing this application does not imply admission to Brigham Young University.

2

Submit

4. Fill out the information in each step (1-6). Once 1-6 is complete,
 - a. **CLICK YES** to be added to the wait list and
 - b. **CHECK THE BOX** on the left, in the red area, indicating you acknowledge that completing this application does not imply admission to Brigham Young University.
 - c. **Click Submit.**

5. Once you have filled out 1-6, agreed to join the waiting list, checked the acknowledgment box, and clicked submit, you will receive a confirmation at the bottom of the screen like the example below, circled in red:

Account ▾

Housing Application for Fall-Winter 2025-26

You must be admitted to and eligible to enroll in classes at BYU prior to being able to select a bedspace. Admitted BYU students will receive a message on the housing message board with a contracting date and time.

✓	Step 1: Contact Information	▾
✓	Step 2: Housing Preferences	▾
✓	Step 3: Personal Interests	▾
✓	Step 4: FERPA - Information Release	▾
✓	Step 5: Vehicle Information	▾
✗	Step 6: Preferred Roommate (Optional)	▾

Would you like to be added to the waiting list?

Students who cannot secure their preferred bedspace during the contracting process, can join the waiting list by selecting 'yes' below. If a bedspace becomes available, your housing preferences, as specified above, will be considered to offer you a bedspace closely aligned with your preferences.

Yes No

Thank you for submitting your housing application early!

This agreement period is currently unavailable for contracting. When this agreement period opens for contracting, you will be notified with your contracting date and time through the housing message board. For more information, please visit [BYU's contracting information](#).

Please feel free to review [BYU's Housing Policy](#).

Questions? Please call us at: 801-422-2611

You will also receive an email confirming this. Keep a copy of the confirmation for your records.

****Please note:** If you do not receive an email confirming your request, double-check your contact information and ensure your email was typed correctly. For further technical assistance, contact BYU Residence Life through this link: [BYU Housing](#).